

# How to care for your **FURNITURE**



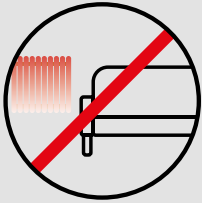


# Congratulations on your new item of furniture!


Before you start using your furniture, please take a moment to read through this guide so that you can get the most enjoyment out of your new purchase.

Contents	Page
Good advice	4-5
Care	6
Fabrics	7
Leather	8-10
Quality	11
Technical information	12-13
Wood	14

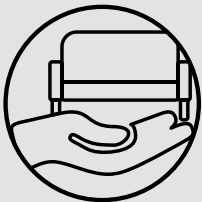
## Extend your new furniture's lifetime



Min. 20-30 cm distance from heat sources



Must not be placed in direct sunlight



Correct care for your furniture

## There are several things you can do throughout the years to extend your furniture's lifetime:

1. Protect your furniture against sunlight and strong heat. Place it a safe distance away from radiators, wood-burning stoves, heat pumps and direct sunlight, which may fade and dry out the material.
2. Pets should not be allowed on the furniture, as grease, dirt and their claws can damage the upholstery.
3. Switch the armrest bolsters and seat cushions around regularly so that they wear evenly. It's also a good idea to periodically change where you sit on the sofa so that wear is evenly distributed.
4. Shake out cushions with loose filling (down/feathers) at regular intervals.
5. Be aware of what you wear. Excess dye from new clothes can rub off onto the furniture, and zips and rivets can create holes or loose threads.
6. Sit only on parts of the furniture that are designed for this purpose. Avoid sitting on the armrests, backrest or headrest and footrest.
7. Do not allow more people or weight on the furniture than it is designed for: 120 kg per seat (sofas) or 120 kg per armchair. Similarly, do not subject the furniture to extreme strains, for example by jumping on it.
8. Lift your furniture instead of dragging it. That way, you'll avoid harming both the furniture and the floor.  
If you have a wooden floor, we recommend placing felt pads under the legs.

## A safe arrival

On its way from the factory to your home, your furniture needs to be carefully packed in so that it is as well protected as possible. After removing the packaging, there may be marks left on the furniture. We recommend that you beat and shake your cushions and bolsters so that they return to their correct shape. This should also get rid of any marks from the packaging.



See how to refresh your furniture's upholstery after unpacking in this video:  
<https://jwp.io/s/C5UjSPV>

# Taking care of upholstered furniture

Your furniture's care needs depend on how much you use it. As with everything that you use on a daily basis, it's important that you care for it correctly. This also applies to furniture. This is why we recommend that you clean your furniture regularly so that you can get the most possible enjoyment from it.

## Maintenance of fabric furniture

All types of upholstered furniture can benefit from good maintenance. This means that you should clean your furniture once a week, so that dust and dirt don't become embedded in the fabric. We recommend that you wipe the fabric with a damp cloth at least once a month or as needed. This will allow the fibres to remain elastic and the fabric will stay looking fantastic for longer. It's also important that you remove any stains and dirt as quickly as possible. Note that you **must not** use cleaning agents on the furniture.

## Vacuum often, but with care

Friction or rough vacuuming can also increase the risk of pilling (see page 7). This is why it's important that you vacuum at low suction power and with a soft brush. Dirt can become embedded into the upholstery over time, which increases the risk of pilling. For this reason, it's important to maintain the furniture often.

## Care of leather furniture

Your leather furniture is ready for use as soon as you unpack it. As leather is a natural material, leather furniture needs to be treated and cared for just as you would your own skin. If leather becomes dirty, it needs wiping with a damp, wrung-out cloth. It's also a good idea to dry it afterwards with a dry cloth, in order to prevent mineral deposits (avoid using microfibre cloths). If the leather feels dry, or if you've had to scrub a little harder to clean the furniture, we recommend that you use a care product intended for leather. In the case of heavy soiling, wipe down the entire item of furniture with leather cleaner. Using care products on aniline leather will make the leather darker until all the moisture has been absorbed. Soleda/Madras leather is a corrected grain leather that is not breathable like other leather types. You should not use leather conditioners on these types of leather. Instead, it's important to care for them by wiping the leather with a leather soap.

See more about the different leather types on page 9.



### Light fastness

All furniture upholstery should be protected against direct sunlight, as no matter how high the colour fastness of the upholstery, it is not designed to be placed in direct sunshine.

# Fabrics

All our fabrics are certified according to the highest standards. They also comply with the requirements for high use intensity in the home and have been tested for pilling, colour and light fastness, tear strength and abrasion resistance, among other things. Each item of furniture has a number of characteristics that determine its appearance and comfort, which can vary from model to model. It's important to familiarise yourself with these characteristics so that you know what to expect.

## Durability

To assess the quality and durability of a furniture's fabric, you should look at its Martindale score, which quantifies the abrasion resistance of furniture upholstery. For furniture designed for use in private homes, we recommend a minimum Martindale score between 20,000 and 25,000. All our furniture fabrics have a Martindale score of at least 20,000 and the vast majority of them have scored over 25,000. This means that they fulfil the requirements for heavy domestic usage.

## Pilling

Fabric can sometimes develop bobbles on the surface, which are caused by the textile fibres being rubbed and pulled and creating small balls of fibres. This is called pilling and can be caused by a number of factors. Some fabrics have an excess of loose fibres, which can lead to pilling. This will normally subside after the furniture has been used for some time. Pilling can also be caused by foreign fibres from clothing, rugs and dust, which stick to the fabric. This can give the furniture fabric a 'fuzzy' look, but it has nothing to do with the quality of the textiles. If you experience pilling, it's generally easy to remove with an electric lint remover.

## Chenille

Fabrics with woven chenille fibres are robust and comfortable. They are often produced as a smooth fabric with a blend of a soft/fuzzy chenille fibre to give a more interesting structure to the weave. These could be stripes or other patterns, for example. The fibres in the fine, soft surface are pushed down by the weight of users and body heat, and are also affected by grease and dirt. This can be partly prevented by regularly brushing the surface with a soft brush. Individual consumers may view these pressure marks in their upholstery as worn or stained areas. These are natural characteristics for this type of fabric however, and cannot be considered a defect. To care for chenille fabrics, you should vacuum the furniture regularly to remove any loose dirt. Wring out a microfibre cloth in hot water and clean the surface approximately once a month.

# Leather

When you acquire an item of leather furniture, you become the owner of a fantastic natural product. Leather has character and a distinctive appearance, and is also hard-wearing, stylish and easy to maintain. As leather is a natural product you may experience structural differences in even the most beautiful hides, each of which will have its own individual characteristics. These could be insect bites, scratches, variations in structure and elasticity, depending on what part of the hide has been used. Such irregularities are not defects, but rather characteristics of genuine leather.

## Creases

After you begin using your new item of leather furniture, the leather will start to expand and creases may occur. Leather will stretch more with broader seating and soft seating comfort. These creases are completely natural and are not a fault in the quality of your furniture.


## Natural product

Leather comes from cattle that graze freely across wide expanses, which means that leather is a natural product that can develop a patina – and also why creases, scars and all kinds of marks may appear on the leather.

## Types of leather

We use five different types of leather: Semi-nubuck, Wax-aniline, Anilux, Semi-aniline, Soleda and Madras leather.

### Semi-nubuck:

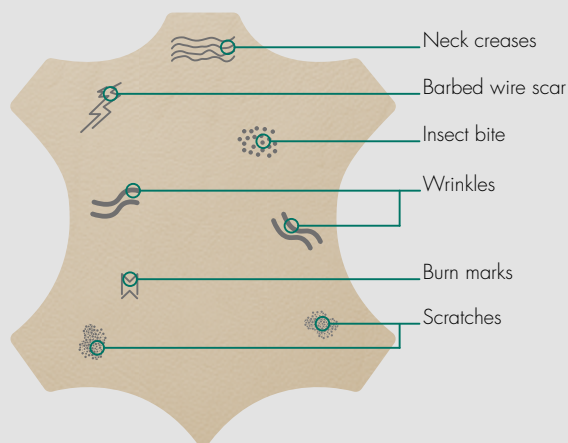


Semi-nubuck has a matte leather colour and is a very soft leather with a raw look. It has been surface treated for light sensitivity, as with all leather, and a susceptibility to spills must be expected. Semi-nubuck offers a lovely, warm comfortable feeling.

### Wax-aniline:



Wax-aniline is a pleasantly soft leather with a rustic leather structure. Wax-aniline has been given a wax treatment to protect the surface. Wax-aniline is extremely light sensitive and will develop a patina over time.





### Anilux:



Anilux leather is a gorgeous, soft leather that's breathable and has a distinctive matt look. The leather is dyed and has been given a light surface treatment. The natural quality of this type of leather means that it will develop a patina with time.

### Semi-aniline:




Semi-aniline is a soft, partially breathable, dyed leather. Semi-aniline leather has been given a light surface treatment that makes it easier to take care of.


### Soleda/Madras leather:



Soleda and Madras leather are both reddish coloured, grain-corrected leather types with a uniform surface structure where any scars have been sanded away. These are leather types that have received more rigorous surface protection, typically with a leather lacquer, which makes for an especially practical leather that can handle a little of everything. This makes them less flexible than other leather types, however.




Semi-Nubuck leather




Wax-anilin leather




Anilux leather



Semi-anilin leather



Soleda leather



Madras leather

## Creases

There is a difference in how flexible each of the leather types are. This means that there may be differences in the natural folds and creases on the leather, even in a completely new item of furniture.



## We take care of the environment

This means that the leather is not tanned using heavy metals, which can cause the dye to rub off in areas that are especially subject to wear such as stitching, edges and so on. It is possible to redye these areas. If you are unsure, ask your furniture dealer.

# Quality

All our sofas are built with a wooden frame and springs under each soft seat. For technical reasons, the seating comfort may vary from module to module, as the configuration of the modules can be different. Cushion fillings, covers and module type (e.g. corner pieces) can all affect the level of comfort. Similarly, different module sizes can result in minor differences in comfort.

Our armchairs are built up on a fully welded tube frame, with robust Nozag or pocket springs in both seat and back.

## Foam filling

Cold foam is used on the seat surfaces in all our furniture, as this maintains elasticity and load capacity much more effectively than conventional polyether foam. During the first period of use the foam will alter its shape slightly, which is completely natural. Depending on the amount of use, the foam will settle. high density foam may have been used in the back and armrests on individual models.

## Down fillings/Cosy foam

To maintain a high level of comfort, it's important to plump the seat cushions regularly so that the filling is distributed as evenly as possible - just as you do with your pillow and quilt each morning.

## Upholstery

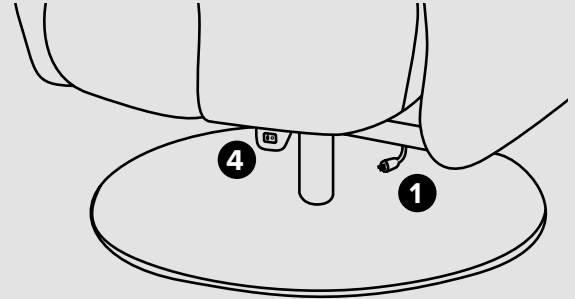
When you first put a new item of furniture to use, the cushions and seats may feel tight and flattened. Depending on the elasticity, they will become more flexible once the furniture has been used for a while. This makes it more comfortable, but can also cause wrinkles. The extent of these wrinkles varies depending on the type of material (fabric or leather) and may also depend on the width of the seats. The softer the filling and bigger the cushion, the greater the chance of wrinkles and creases. However, these are completely natural and are not a fault in the quality of your furniture.

Wrinkles and creases typically appear within the first month, depending on how much the furniture is used and how elastic the material is. After the first month, the fabric will only expand very slightly. If it does, you can smooth out the excess fabric with your hand so that it is distributed smoothly across the seat cushion.

# Technical information

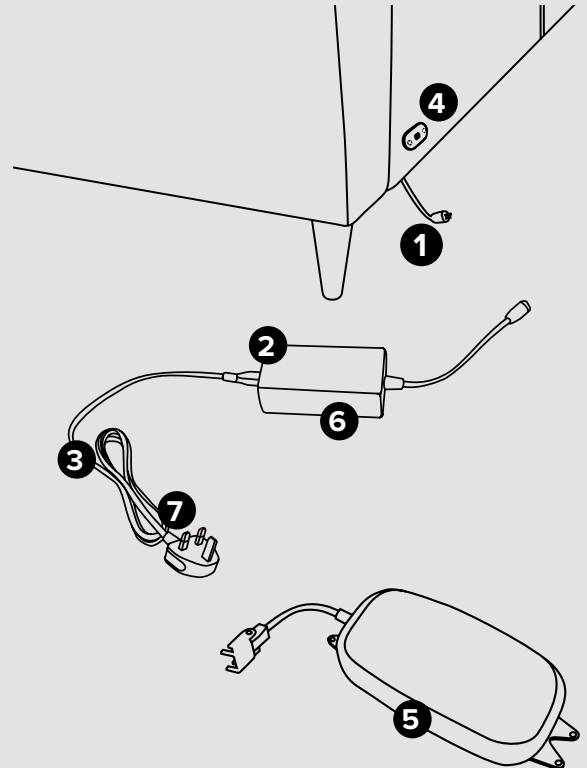
## Electrical functions with transformer

- 1 Plug for the transformer.
- 2 Transformer. Make sure that the cable is left loose and does not get trapped under the furniture.
- 3 230 V power cable.



## Electrical functions with battery

- 4 Plug for the charger.
- 5 Battery.
- 6 Charger.
- 7 230 V power cable.



## Technical data:

### Charger, current transformer:

Voltage (input)	100-240 V AC
Frequency	50-60 Hz
Voltage (output)	29 V DC

### Li-ion battery:

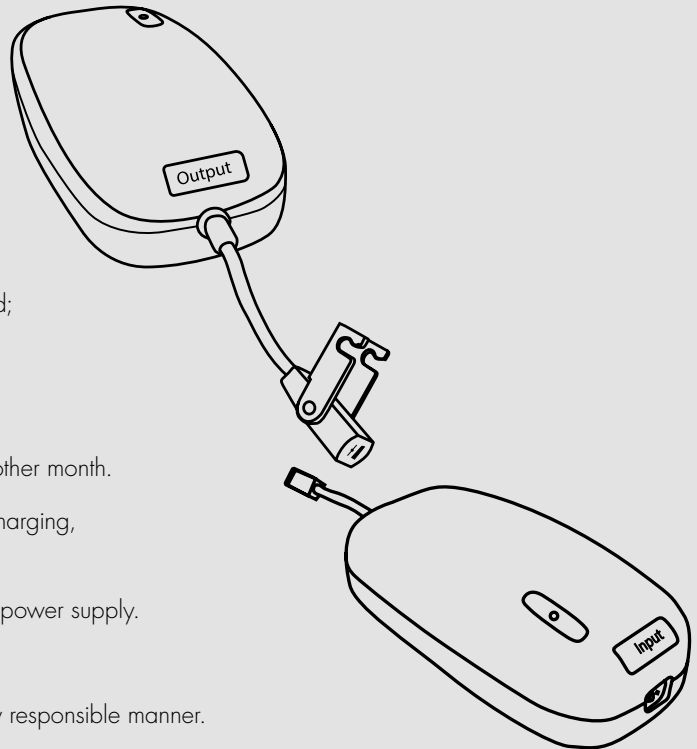
Voltage/capacity:	25,9 V / 2600 mAh
Max. charging voltage:	29,4 V DC
Duty cycle: Max 10%; Max 2 min/18 min	

## Li-ion battery

- The battery must be charged using the supplied charger.
- The battery is charged by connecting the charger to the input port.
- The LED light will turn green once the battery is charged, and lights up red during charging.
- A buzzing will sound when the battery needs to be charged; we recommend that you charge the battery as soon as possible after noticing this as it will help maintain the battery's lifetime.
- We recommend that you charge the battery at least every other month.
- While it is possible to use the furniture while the battery is charging, we don't recommend that you do this very often.
- Be aware that all batteries lose their capacity with constant power supply.



- Always dispose of batteries in an environmentally responsible manner.




# Wood

We often use wood in our designs because of its natural appearance. The surface of the wooden parts that we use always has a unique structure that is characteristic to this type of wood.

## The effects of time

The colour samples of the wood are for guidance purposes only. As wood changes colour over time, there can be deviations between the colour sample and the product. Wood is a natural material that can vary greatly. Sunlight and use can cause the wood's colour to change over time.



## Living materials

High levels of humidity can cause the wood to expand slightly. In some cases, sounds may come from the wood, especially at the joints. How much the individual item will expand depends on the type of wood as well as what surface treatment has been used. Small variations can occur over time as a result of changes in temperature and humidity.

**It is recommended that you tighten all furniture screws. This is especially important for furniture designed to be in movement.**

# Complaints

If, contrary to expectations, defects or omissions do occur in your new item of furniture, we kindly request that you contact your dealer as soon as possible. Your dealer will make sure that any defects are handled and any missing parts sent out to you.



