

User manual



Index

Introduction	page 3
General information	page 4
Moving parts	page 6
Electrical parts	page 7
Fabrics	page 8
Leather	page 9
Wood	page 12
Foam for pillows	page 14



Natural shades and materials
have entered the home and
when combined with bright
colors create

Danish style

Introduction

About your new Hjord Knudsen product

You have chosen a high-quality, comfortable piece of furniture which is designed to bring you many year of enjoyment.

Danish comfort since 1973

Founded in 1973, Hjord Knudsen is a Danish, family-owned furniture business focused on innovation and good craftsmanship.

Hjord Knudsen is more vertically integrated than most furniture manufactures, they Design the products, and manufacture a very large amount of the parts, such as mechanisms, foam and cut and sew in the family owned and operated plants.

Hjord Knudsen is the developer and owner of a variety of patented techniques which aim to improve the user's comfort. Hjord Knudsen also produces many of its own designs, from the classic sofa and chair to upholstered furniture in a contemporary design style.

Tips and advice

It is recommended to take care of the furniture regularly and properly to ensure it stays in good condition for years. The furniture should be placed away from heat sources and not exposed to direct sunlight. The room's humidity needs to be kept at a constant level.

Regular vacuum cleaning is recommended on low volume and with an upholstery or leather brush attachment. Water-soluble stains can be removed by using tepid, distilled water and a mild soap – do not rub! We do not recommend any detergents. In case of difficult stains, contact your furniture dealer for help. Visible screws and bolts must be tightened (if necessary) shortly after purchase and checked regularly afterwards. We advise felt knobs to be fitted underneath the legs or bases if the furniture is planned to be placed on a wooden surface or parquet floor.

General information

Read this user's manual carefully before using the product. Follow the instructions for product use as described below.

If you notice a possible defect on your Hjort Knudsen product, never try to fix it yourself.

Repairs may only be done by authorized and experienced specialists. Always contact the retailer from whom you bought the product if you experience any problems with your Hjort Knudsen furniture.

Unpacking

Hjort Knudsen products are of the highest quality and only the finest materials are used to produce them. Thus our furniture may be heavier than expected, it should, therefore, always be carried by at least two people.

Unpack your Hjort Knudsen furniture with care. Do not use any sharp tools for this!

Note: Any damages caused while unpacking are excluded from the manufacturer's warranty.



Always keep packing material away from children. Help preserve the environment and recycle all packing material! Thank you!

Product set up and installation

All Hjort Knudsen products are intended for the indoors use only.

Do not place your Hjort Knudsen furniture in moist or damp areas.

The product is not created for commercial use or contract business!

Place the product on a flat floor only!



Make sure no objects, animals or people are in the area where you want to set up your furniture. Danger of being trapped and/or crushed!



To prevent cuts and/or lacerations, always keep hands and fingers away from any mechanism at all times.



Make sure that no cable or electrical wiring is caught under your Hjort Knudsen product. Danger of electric shock! Electronic parts may only be changed or repaired by authorized and experienced technicians. Do not open or work on electrical parts.

The Battery pack may only be charged with the Hjort Knudsen charger delivered together with the chair, if defective please contact the retailer to get an new charger.



Integrated gas springs may not be opened or worked on!



Your Hjort Knudsen product are using low voltage electric motors this also applies electronic drive and its signaling. People with pacemakers should contact their doctor whether the pace-maker are resistant to interference!

Note: When describing a procedure or product where right or left direction is needed, it will always be based on facing the furniture.

Moving parts

Please read carefully!

Our products have been designed to sit on it, lean back and relax only! Do not stand, jump, play or kneel on your furniture! Keep children from playing on or near the furniture.

Warning: Moving mechanical parts can be dangerous!

Warning: When operating the recline functions, the chair will increase in length. Ensure that all obstacles are removed within the area of 25 inches / 65 cm around the chair. Take particular care when returning the chair to the standard upright position. Make sure that no people, animals or objects are under the chair or block the actions of the chair as this may cause harm or serious injury to them.

If the chair can swivel

When using the swivel function, make sure that the required area of 25 inches / 65 cm around the chair is cleared of all obstacles to permit smooth and safe functioning of your furniture.

Specifically for moving parts furniture

For furniture with adjustable backrests or footrests, it is a good idea to lubricate the moving parts with multi-grease several times a year.

Sitting on the moving parts when they are folded out may risk the furniture becoming crooked and thereby run unevenly.

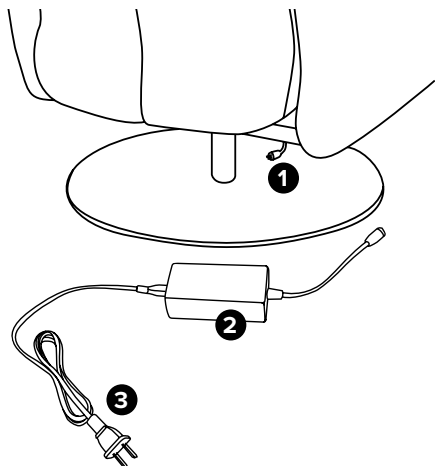
Acoustics

An adjustable furniture is not completely silent. Please expect noise that is emitted from the motor and may be amplified by the acoustics of the room the furniture is in.



Electric adjustment

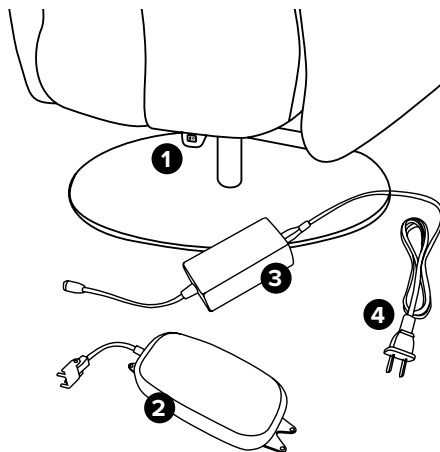
With power supply



- 1 Plug for power supply
- 2 Switching power supply.
The cable must be laid freely.
Do not place any objects on
the cable
- 3 Power cable

Electric adjustment

With battery



- 1 Plug for Charger
- 2 Battery pack
- 3 Charger power supply
- 4 Power cable

Technical data:

Switching power supply:

Main voltage (in)	100-240 V AC
Main frequency	50-60 Hz
Operating voltage (out)	29 V DC

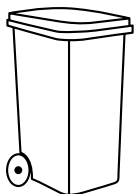
Technical data:

Switching power supply:

Main voltage (in)	100-240 V AC
Main frequency	50-60 Hz
Operating voltage (out)	29 V DC

Li-ion battery pack:

Nom. Voltage/Capacity:	25,9 V / 2000 mAh
Max Charge Voltage	29,4 V DC
Duty Cycle:	max 10%; Max 2 min/18 min



Disposal:

When dispose of the battery pack, charger or power supply, please follow the respective legal requirement of your state

Fabrics

Hjort Knudsen offers a wide selection of high-quality fabrics. The criteria for quality evaluation are very strict. We control all fabrics to guarantee a high-level and stable quality from our suppliers.

Important advice for maintenance of furniture fabrics

Dirt and dust left in the fabric will lead to the breakdown of fibres and contribute significantly to shortening the fabric's endurance.

Basic cleaning

Basic cleaning — Depending on the material, please use specifically recommended cleaning and care products or consult your retailer.

Stain removal

It is important to remove dirt/stains as fast as possible. Contact your furniture dealer if a stain occurs which you are uncertain as how to proceed with it.

Check color resistance

For basic care, cleaning and stain removal, always test first to see if the fabric will tolerate the product you are going to use. Do a spot test on an invisible area of the furniture, let it dry and check the result.

Rule of caution

Proper furniture placement is necessary – avoid exposing the product to direct sunlight. Intense lighting or exposure to heat and UV waves can weaken the fibres or cause fading of the color of the fabric. Clothing with sharp elements, rough seams, rivets and belts with metal fittings intensify wear and can pull out threads. Jeans, particularly when new, can cause dyeing. Pets, should not be allowed to sit on the furniture. Ask your furniture dealer about a maintenance product.



Leather

Hjort Knudsen offers a wide range of quality leathers to choose from. A piece of leather furniture requires care and maintenance, and it is strongly recommended that you study and follow the procedures of the maintenance information listed below.

Care and maintenance

We recommend that you clean your Hjort Knudsen leather furniture regularly. Dust should be removed frequently by using a vacuum cleaner. Vacuum on a soft setting and an upholstery brush and/or dusting with a clean white damp cotton cloth. The leather should be cleaned once to twice a year. Use a care and cleaning product specifically designed and recommended for the material used. We do not recommend using detergents on aniline. After cleaning, a leather enriching oil and moisture preserving product should be applied. We recommend a care product containing UV protection. Please ask your dealer about which product to use. Do not use a micro fiber cloth to clean leather. The ability that micro fibers have to remove fat may damage the furniture.

Stain removal and cleaning

It is recommended to contact a local Hjort Knudsen dealer for professional advice regarding stain removal and cleaning soiled furniture. A selected method of cleaning should always be tested on a concealed area of the furniture. Never use products that contain solvent or abrasives. Avoid protein or fat detergents as they can dry out the leather.

Caution

Body oils and sweat can be particularly harmful for arm and neck rests as they lead to dark stains that can destroy the leather in time. Hair and body cosmetics, hand creams, etc. are equally harmful. Certain new clothes, such as jeans, can cause leather discoloring. Exposed to the sunlight, the leather might fade and dry out. Other sources of heat also constitute a risk of drying out. It should be forbidden for pets to sit on furniture. They can cause damage to the leather, too.

Color variations of the leather

Genuine leather is incomparably more beautiful than any man-made material. As time goes by, the natural shine and patina of the leather develop and enrich the beauty and character of the furniture. If the leather is dyed throughout, the colors are absorbed differently, depending on the cellular structure of the leather. Various areas of the leather absorb the dye to a different extent, and add color variations to the leather. Natural markings, shadings and scratches are characteristic of genuine leather.



Soleda
leather



Semianilin
leather



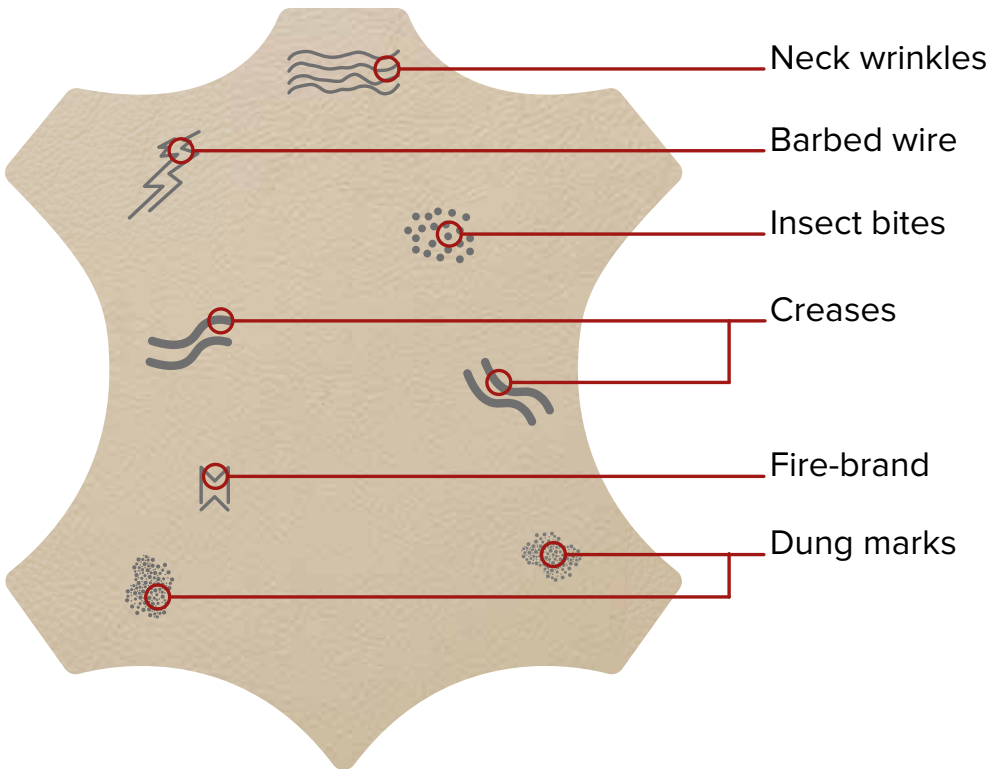
The options

Leather is the most natural and common upholstery choice for exclusive furniture. Hjort Knudsen offers products that are special and unique thanks to a wide variety of furniture leathers ranging from corrected leather to the finest natural aniline products, along with multiple color selections for any desired grade of leather.

The leather used in the manufacturing process at Hjort Knudsen is subjected to high quality requirements, which sometimes exceed the international requirements. This is possible due to extensive quality control checks that ensure high-level and stable quality supplies.

Natural leather marks

Remember that leather is a natural product. Animal skin is affected by the climate and environmental conditions. Throughout their life, animals get sores, scratches, wrinkles, stretch marks, insect bites and other marks on the skin. Natural unevenness of the skin can also lead to color and structure differences. These are some of the factors that give leather its unique character.



Wood

At Hjort Knudsen we aim at creating a natural effect in our design, which is why we use a lot of woodwork in our furniture. The surface of the wood parts that we use always has a unique structure, characteristic of the type of wood.

Aging

Woodwork changes its color over time. Exposure to light can cause the darkening of the wood.

Although color swatches on woodwork are meant to be guiding, certain deviations between the color swatch and the product may occur. Light causes the colors to change over time. It is recommended for Hjort Knudsen dealers to replace color swatches every other year.



Living materials

Relative air humidity can cause the woodwork to either swell or shrink, however only slightly. In some cases, a sound may come from the woodwork, especially at the joints.

The degree of how easily a material returns to its original shape is defined by the spring back. Some degree of spring back results from the fact that much of the woodwork is compression pressed. Within given tolerances, small variations in spring back are allowed. Each piece of furniture must be examined after the assembly.

It is recommended to tighten all furniture screws. Especially on furniture designed to be in motion.

Glue joint

In places where the glue penetrates wood surface, the color may vary. The glue does not absorb the stain color in the same way that woodwork does.

Color

Woodwork is a natural material and the following features are characteristic of a natural piece of furniture that contains visible woodwork: uneven color as a result of wood structure, glue joints, small knots and dark layers in the laminate.

Care and maintenance

Soak a cloth in lukewarm water and wring it well before cleaning the furniture. To avoid spots or discoloring, any dampness must be wiped off the surface immediately. Never use solvents. If in doubt, contact a Hjort Knudsen dealer for guidance.

Always use cleaning and care products specifically recommended for the type of material you chose for your furniture.



Our Earth

Being a renewable natural resource, wood is an environmentally friendly material that can be reused and recycled. It is recommended for the indoor environment, as it has good durability

Foam for pillows

Molded, cold-cured foam (polyurethane foam) has significantly better properties than block molded or regular PU foam. The random cell structure of the cold cured foam is stronger than the consistent cell structure of normal PU foam.

The supreme qualities of cold-cured foam provide correct sitting depth and general sitting comfort that is adapted to the customer. No matter where you sit on the furniture, high resilience and good sitting support provide you with the maximum sitting comfort.

PU foam is common in furniture. In the US, a quality furniture foam is usually a PU foam with density of 1.7. On rare occasions up to 2.2 Hjort Knudsen produces its own molded foam in house, usually with a density around 3.

Thanks to form-molding, it is possible to adapt furniture softness and resilience to the customer's requirements and give a specific product the desired sitting comfort. Form-molded cushions are particularly durable, as they retain their original shape and tolerate compression and re-bounce even after years.



Molding of a chair back

Warranty

The Hjort Knudsen A/S furniture warranty becomes effective upon the delivery Date of the Furniture and is non-transferable. Hjort Knudsen will repair or replace at our discretion any piece of furniture that is defective in material or workmanship under the terms and conditions outlined here. If Hjort Knudsen A/S determines that a repair is impractical, you will be furnished a substitute of the same or similar color, design, style and quality.

How to proceed if you observe a defect:

First and foremost, should you notice a manufacturing defect, it is important that you promptly notify the Authorized Retailer where your purchase was made.

Category	Period
Frames and nozag springs	10 years
Mechanisms, bases and 2: laminated wood parts	5 years*
Electrical components, motors and controls, Gas springs	5 years*
1: Cushion cores, pillow inserts, back cushions, back pillows and padding	2 years
Power battery	1 year
Coverings fabric or leather	1 year

* After 2 years the standard warranty is for parts only and do not include labor.

1: Please note that some deformation and indentation in padding is considered normal, and is part of a break-in-process

2: Please note that this does not cover any form for minor sound or noise in the laminated wood or unevenness caused by temperature or moisture. This is normal for all naturally materials.

HJORT
KNUDSEN
DANISH DESIGN

www.hjortknudsen.com · info@hjortknudsen.com

